My Leprechaun Trap Plan

Think it through before you build

My trap is called

The bait I will use

How the leprechaun gets in

What makes the trap close

Things I need to build it

Where I will put it

papernestcrafts.com · free for personal and classroom use

Signs for the Trap

Color, cut out and tape to the trap

Free Gold

Gold This Way

Leprechauns Welcome

Rainbow Shortcut

Lucky Hotel

Do Not Open

papernestcrafts.com · free for personal and classroom use

Ladder and Gold Coins

The two things every trap needs



Ladder: cut out the whole strip



Coins: color them gold and cut out

Decorations to Color

Cut out and glue onto the trap

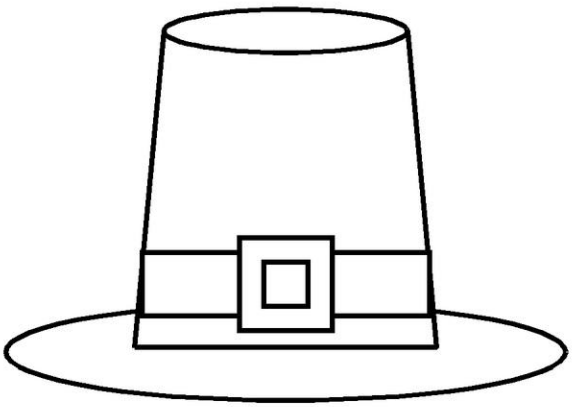







papernestcrafts.com · free for personal and classroom use

Wanted: One Leprechaun

Draw the leprechaun you hope to catch

Last seen near: _____

Reward: _____

papernestcrafts.com · free for personal and classroom use

A Note From the Leprechaun

For a grown-up to fill in the night before

Dear

☐ _____

You almost caught me because

☐ _____

☐ _____

☐ _____

Better luck next year! Signed,

☐ _____

☐ _____

Name: _____

papernestcrafts.com · free for personal and classroom use